




3 - 5 GHz Linearly Polarised 15 dBi Horn Antenna fitted with an N type Connector

Catalogue number **QSH-SL-3-5-N-15**

Q-par reference **QMS-00118**

Contents **Summary**
Typical Antenna Gain / Factor
Typical Beamwidth / Patterns
VSWR



Typical photograph. Finish according to customer specifications.

4TECT

ООО «4TECT»
Телефон: +7 (499) 685-4444
info@4test.ru
www.4test.ru

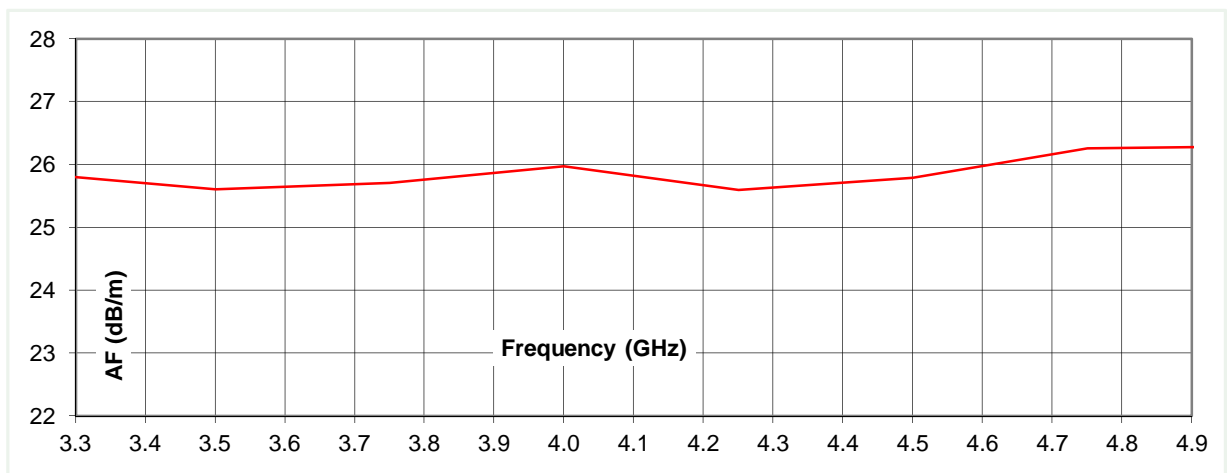
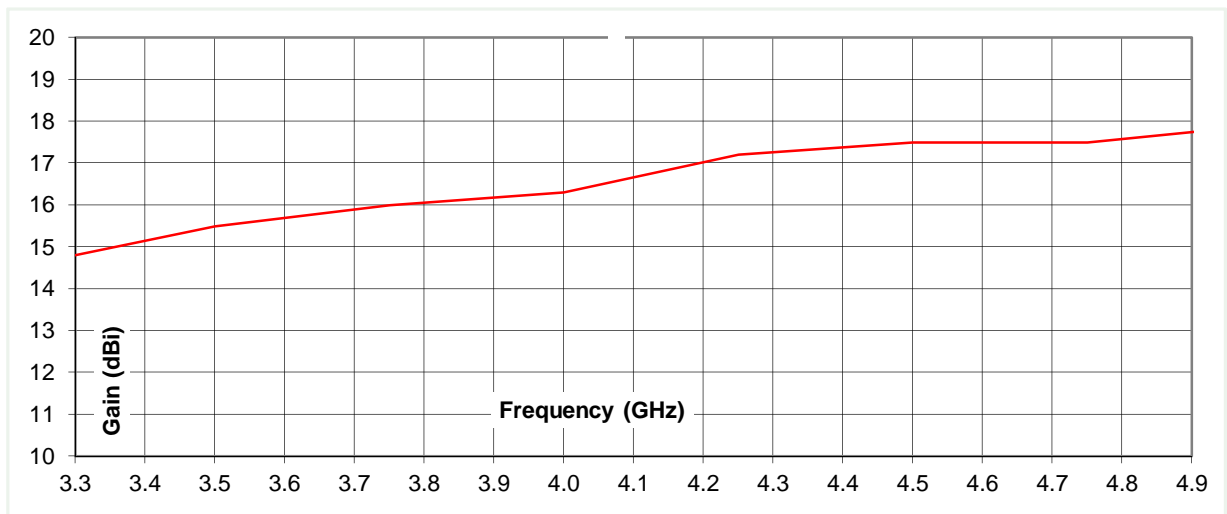
STEATITE
COMPUTING - POWER - COMMUNICATIONS
A Solid State Group Company

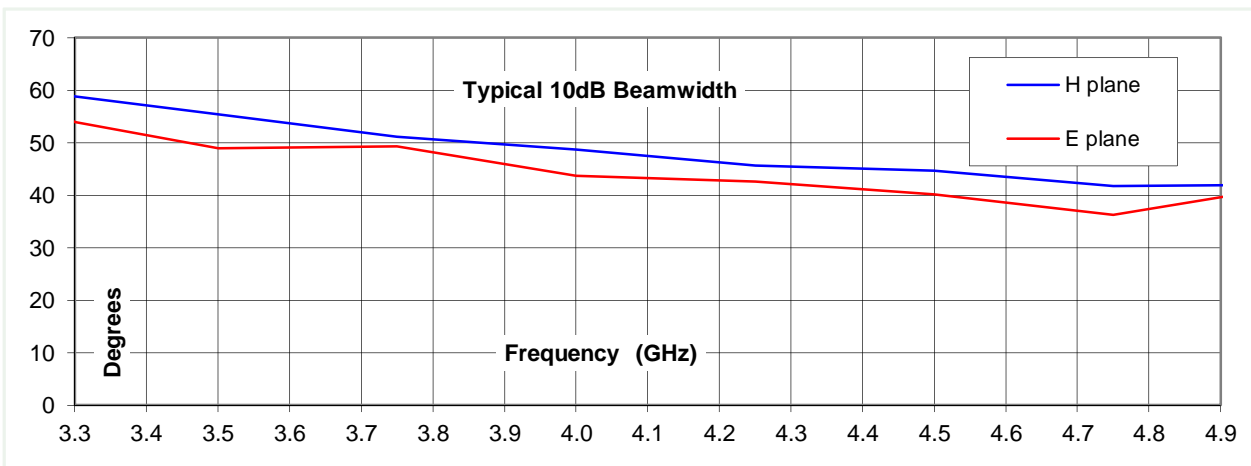
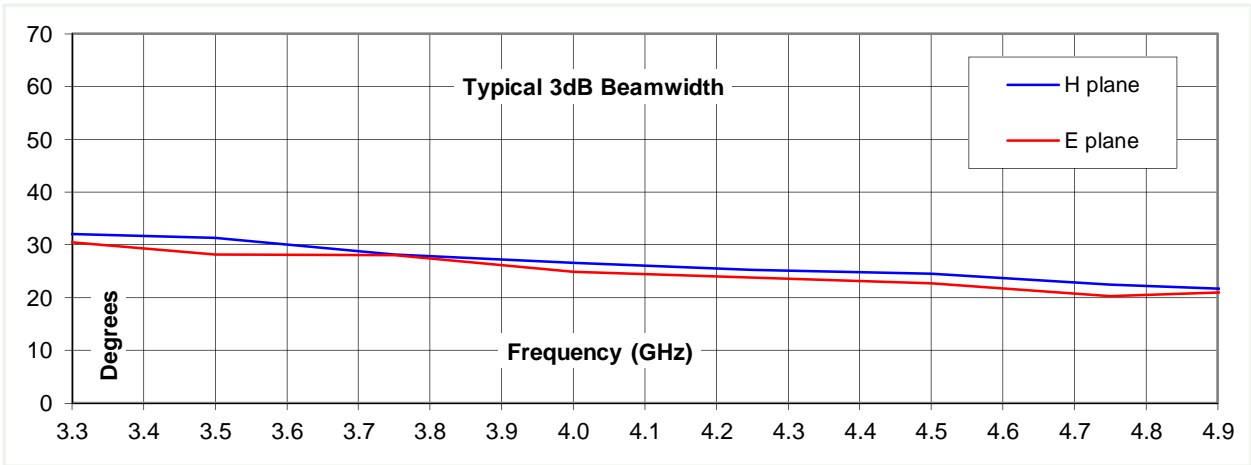
Typical Specification

Frequency	3.3 to 4.9 GHz
Connector type	N type jack
Power Handling	180 Watt c.w.
VSWR	< 1.4 :1
Gain	14.8 to 17.8 dBi
Antenna Factor	25.6 to 26.3 dB/m
3dB Beamwidth	20 to 32 degrees
10dB Beamwidth	36 to 60 degrees
Weight	1 kg nominal
Maximum size	194 mm x 150 mm external aperture x 287 mm long
Mounting	Mounting Plate 64 mm x 64 mm with 4 holes, diameter 5.1 mm, 50 mm x 50 mm centres
Construction	Welded aluminium. Powdercoat finish.

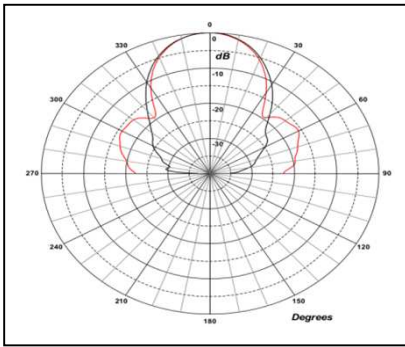
Typical Antenna Gain / Factor

This is calculated by reference to standard gain horn antennas, and cross checked with reference to the antenna beamwidth, with an estimated error of +/- 0.8dB.

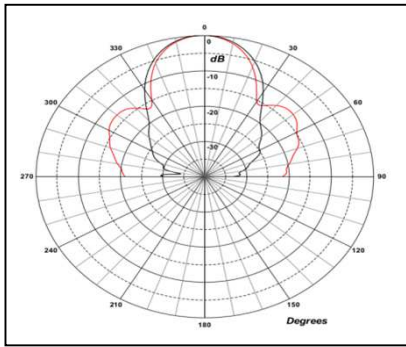




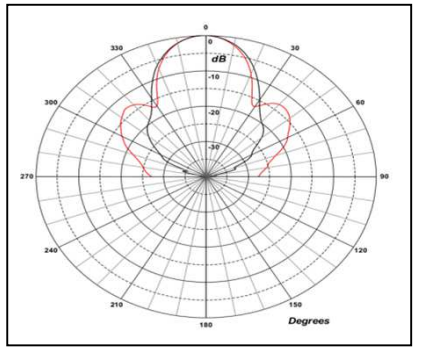
3.3 GHz



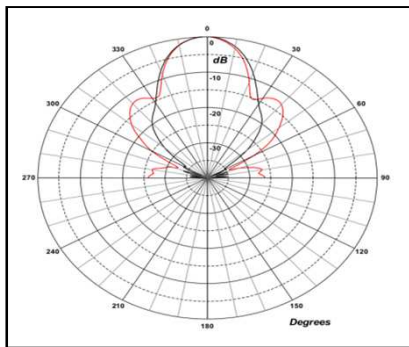
3.5 GHz



4 GHz



4.5 GHz



4.9 GHz

